

Lava™ Ultimate

Restorative



A shock-absorbing material
with unique functionality.

You'll love this breakthrough CAD/CAM material.

Lava™ Ultimate Restorative is a CAD/CAM material that's amazing in every way—from its esthetics and excellent durability to its unique functionality.

Its innovative characteristics make it especially impressive for implant-supported crowns.

And if it's reliable in that tough role, just imagine how it will perform in other challenging single-unit indications.

- Crowns
- Onlays
- Inlays
- Veneers

And, eight natural-looking shades and two translucencies help to make it one of the most versatile CAD/CAM materials ever.

**Easy to mill—
no firing required.**

Lava Ultimate restorative brings new meaning to the word “productivity.” The less brittle nature allows for easy milling, and no post-firing means your restoration is finished faster.



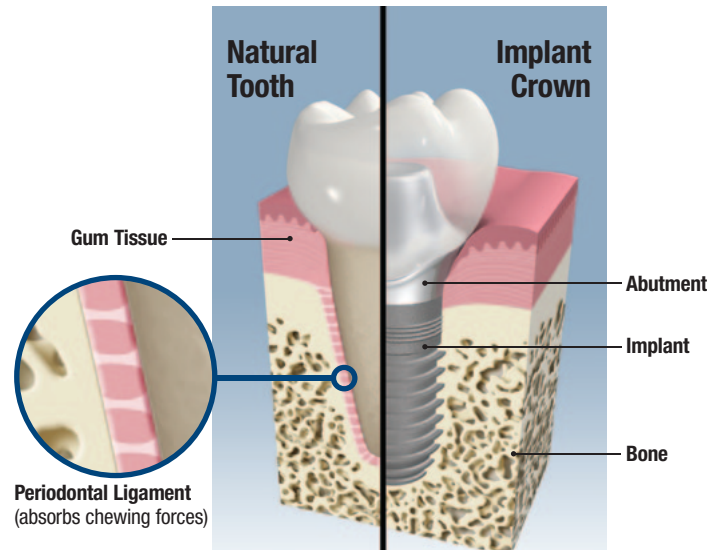
Lava™ Ultimate Restorative is a uniquely different CAD/CAM material.

Shock absorbency cushions against chewing forces

Lava™ Ultimate Restorative is a resin nano ceramic—a new class of CAD/CAM material with unique functionality.

A resin nano ceramic has an elastic modulus that's comparable to dentin—which is much lower than what brittle glass ceramic materials or PFM veneering porcelains provide. This enables Lava Ultimate restorative to better absorb chewing forces and reduce stress to the CAD/CAM restoration.

This is especially advantageous for crowns over implants. A tooth is naturally protected by the flex of the periodontal ligament, but the implant procedure removes the ligament, leaving no shock absorbance or sensory function—so the crown may fracture or chip.



It's tough, resilient and durable —with a 10-year warranty*

The impressive durability of resin nano ceramic also comes from its high flexural strength of 200 MPa, making Lava Ultimate restorative a tough CAD/CAM material with excellent resiliency.

Natural-looking and tough.



A fractured partial crown made with glass ceramic material was replaced with a crown milled from Lava™ Ultimate Restorative.



*Please refer to our Instructions for Use or our website www.3MESPE.com/LavaUltimate for more information.

It's an easy choice.

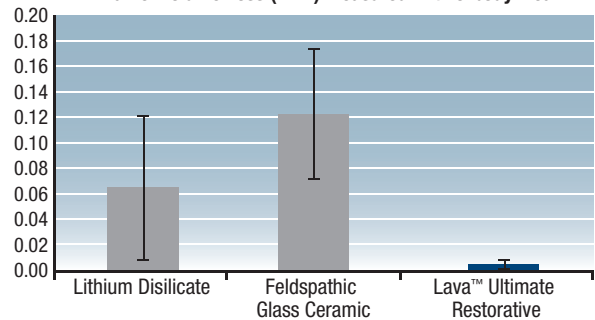
You can benefit immediately by the unique handling and functional advantages

Whether you have a chairside system or not, there are many reasons to prefer Lava Ultimate restorative. It's tough, yet gentle. Resilient, yet easy to adjust. It truly is the ultimate CAD/CAM restorative material.

- Less wear to opposing enamel than glass ceramics
- Easy to adjust and re-polish, right in your operatory, so you can achieve the ideal occlusion
- It allows access to an abutment and implant at any time. Just cut a hole, reseal it with a composite, and re-polish

Less wear to opposing dentition

Enamel Volume Loss (mm³) measured in two-body wear

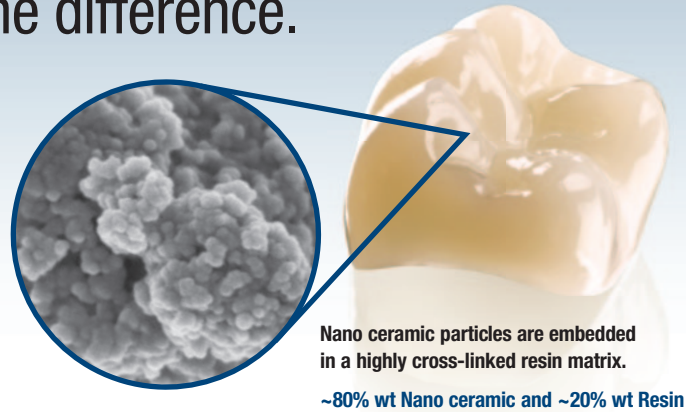


Source: University of Minnesota*

3M's TRUE nanotechnology is the difference.

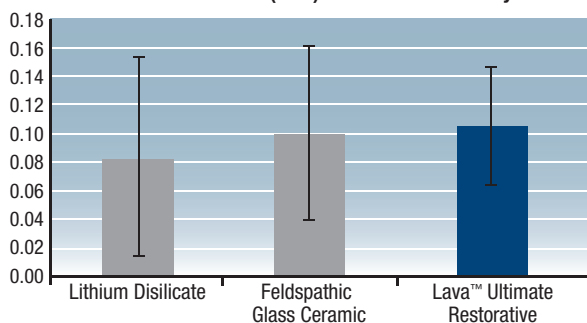
Lava Ultimate restorative is the world's first resin nano ceramic CAD/CAM restorative material. Nanotechnology and proprietary heat treatment give it a composition that's different from light-cured or self-cured composites, resulting in unique properties:

- High flexural strength (200 MPa) adds durability to posterior restoration
- Excellent wear resistance
- Brilliant and long-lasting polish
- Excellent stain resistance for color stability



Excellent wear resistance

Material Volume Loss (mm³) measured in two-body wear



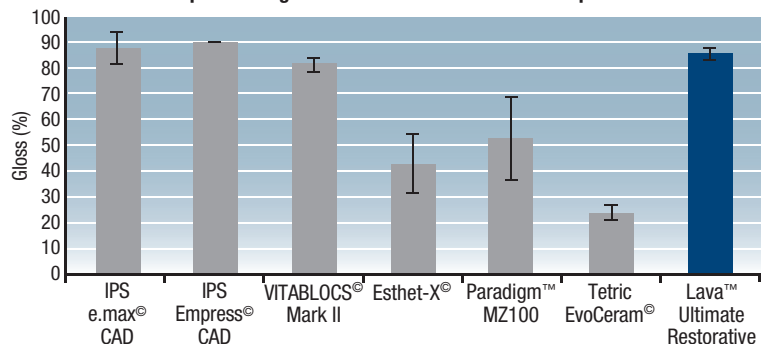
The wear of Lava™ Ultimate Restorative is not statistically different from that of IPS Empress CAD and IPS e.max CAD.

Source: University of Minnesota*

For more information on test details, see the Technical Product Profile (TPP) on our website www.3MESPE.com/LavaUltimate

Excellent polish and polish retention

Comparable to glass ceramics and better than composite block

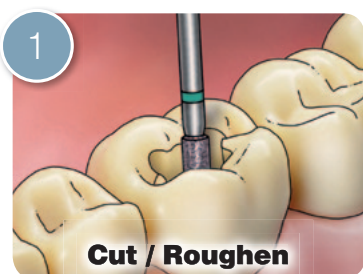


After 6,000 toothbrush cycles, Lava™ Ultimate Restorative has a polish retention that is statistically higher than Paradigm™ MZ100, Esthet-X and Tetric EvoCeram, and is statistically not different from IPS e.max CAD, IPS Empress CAD and VITABLOCS Mark II. Source: 3M ESPE internal data*

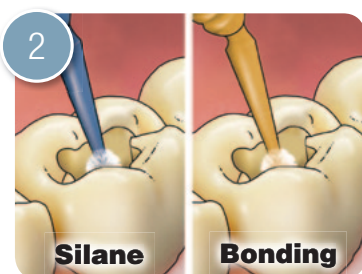
It's easy to adjust.

The CAD/CAM material you can work on just like real tooth structure.

With the unique chemistry of Lava Ultimate restorative, you can work on it like real tooth structure. That means you can adjust a crown for proper occlusion with additive or subtractive techniques. No need to send it out.



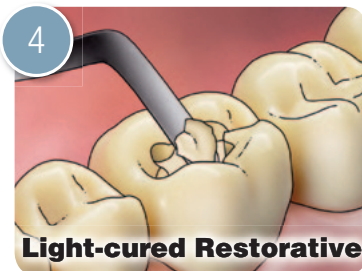
1
Cut / Roughen
Roughen Lava™ Ultimate Restorative at the restoration site.



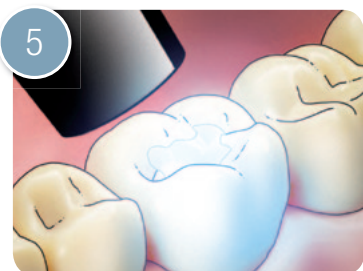
2
Silane **Bonding**
Apply Scotchbond™ Universal Adhesive, or silane and bonding, in accordance to the *Instructions for Use*.



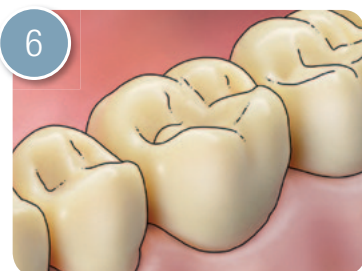
3
Light cure bonding agent according to the *Instructions for Use*.



4
Light-cured Restorative
Apply Filtek™ Supreme Ultra Universal Restorative (or other methacrylate-based, light-cured restorative).



5
Light cure restorative material according to the *Instructions for Use*.



6
Restoration looks good as new after applying polishing compound with an intraoral prophyl brush.

Cementation

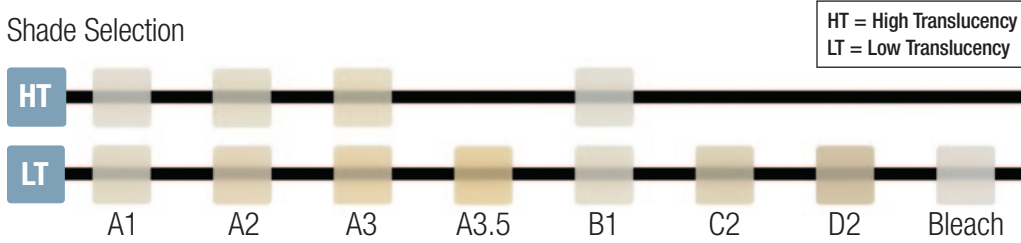


Lava Ultimate restorations must be bonded with an adhesive resin cement. 3M ESPE recommends RelyX™ Ultimate Adhesive Resin Cement with Scotchbond™ Universal Adhesive—the primer and adhesive are in one bottle. The flexibility of this system enables you to etch the tooth preparation using a self-etch, selective-etch or a total-etch technique all with one system. For step-by-step instructions, download a free copy of **Clinical Preparation and Handling Guidelines for Dentists and Dental Labs** from our website.



Available in eight shades and two translucencies.

Shade Selection



Blocks are clearly marked with Shade/Translucency/Size.

Ordering Information

Item #	Product Information
2914SK	Lava™ Ultimate Restorative—Introductory Kit for CEREC® Kit includes: 5 blocks, size 14L: Shades A1-LT, A2-HT, A2-LT, A3-HT, A3-LT; 5 blocks, size 12: Shades A1-LT, A2-HT, A2-LT, A3-HT, A3-LT



2914SK Lava™ Ultimate Restorative—Introductory Kit for CEREC®

Lava™ Ultimate Restorative for CEREC®—REFILLS

SHADE	LOW TRANSLUCENCY		HIGH TRANSLUCENCY	
	SIZE 12 Item #	SIZE 14L Item #	SIZE 12 Item #	SIZE 14L Item #
A1	2912A1-LT	2914A1-LT	2912A1-HT	2914A1-HT
A2	2912A2-LT	2914A2-LT	2912A2-HT	2914A2-HT
A3	2912A3-LT	2914A3-LT	2912A3-HT	2914A3-HT
A3.5	2912A3.5-LT	2914A3.5-LT		
B1	2912B1-LT	2914B1-LT	2912B1-HT	2914B1-HT
C2	2912C2-LT	2914C2-LT		
D2	2912D2-LT	2914D2-LT		
Bleach	2912BL-LT	2914BL-LT		



Each refill box contains 5 blocks of a single shade in size 12 or 14L.

Customer Care Center: 1-800-634-2249

www.3MESPE.com/LavaUltimate



Dental Products

2510 Conway Avenue
St. Paul, MN 55144-1000 USA
1-800-634-2249

3M Canada

Post Office Box 5757
London, Ontario N6A 4T1
Canada
1-888-363-3685

Please recycle. Printed in U.S.A.
70-2013-0493-1

3M, ESPE, Filtek, Lava, Paradigm, RelyX and Scotchbond are trademarks of 3M or 3M Deutschland GmbH. Used under license in Canada. © 3M 2012. All rights reserved. CEREC, Esthet-X, IPS e.max, IPS Empress, Tetric EvoCeram and VITABLOCS are not trademarks of 3M.